



**REGULAR MEETING OF THE BOARD OF DIRECTORS
PICO WATER DISTRICT**

4843 S. Church Street
Pico Rivera, California, 90660

6:00 PM Wednesday, June 2, 2021

AGENDA

Pursuant to the provisions of Executive Order N-25-20 Issued by Governor Gavin Newsom on March 12, 2020, any Board member and any member of the public who desires to participate in the open session items of this meeting may do so by accessing the Zoom link below to join by webcam or teleconference without otherwise complying with the Brown Act's teleconference requirements.

Any member of the public wishing to make any comments to the Board may do so through that Zoom link. The meeting Chair will acknowledge such individual(s) at the appropriate time in the meeting prior to making his or her comment. Members of the public wishing to make a comment are asked to state their name for the record and will be provided three (3) minutes to comment, the Board secretary will alert those commenting when they only have 30 seconds remaining. All members of the public will be disconnected from the Zoom link immediately before the Board of Directors adjourns into Closed Session.

Join Zoom Meeting

<https://zoom.us/j/9521779948?pwd=dGNxcXh3YitEc2NlVVdrUzVvNm4rZz09>

Join by Telephone: +1 669 900 6833

Meeting ID: 952 177 9948 Passcode: 421745

1. **ROLL CALL.**
2. **PLEDGE OF ALLEGIENCE.**

3. **INVOCATION.**

4. **TIME RESERVED FOR PUBLIC COMMENTS.**

*Members of the public shall be allowed three minutes to address the Board on any matter on the agenda and/or within the jurisdiction of the District, which is not on the Agenda. All comments should be addressed to the presiding officer of the meeting. Additional public comments shall be allowed when a listed agenda item is being considered, but such comments made at that time must be confined to the subject that is being discussed at the time such comments are made. Members of the public are asked to state their name for the record. Due to all Board Meetings being run as Zoom Meetings all participants will be placed on mute at the start of the meeting and when the meeting is open for public comment the participant will be asked to raise their hand through the button on the video conference screen if participating by video conference or by pressing *9 on their phone if participating by teleconference.*

5. **ADOPTION OF AGENDA.**

6. **APPROVAL OF CONSENT CALENDAR.**

(All matters on the Consent Calendar are to be approved on one motion, unless a Board Member requests a separate action on a specific item).

- A. Consider May 19, 2020 Regular Board Meeting Minutes.
- B. Consider the April Financial Statement.
- C. Consider the accounts now due and payable, and receive and file bills approved by the General Manager.

7. **ACTION/DISCUSSION ITEMS.**

- A. Consider Proposal from Kabbara Engineering to Design Construction Plans and Bid Specifications to Install a Wastewater Discharge Line for Well 5A. *Recommended Action – that the Board approve the proposal from Kabbara Engineering.*
- B. Consider Burma Road Bid Proposal Alternate B Bid Item. *Recommended Action – that the Board approve the proposal from Dominguez General Engineering.*

8. **REPORTS.**

- A. General Manager.
- B. Legal Counsel.

9. **DIRECTOR'S REQUEST OF FUTURE AGENDA ITEMS.**

10. **BOARD MEMBER COMMENTS.**

A. Report on Meetings Attended/Comments.

11. **CLOSED SESSION.**

A. **CONFERENCE WITH LEGAL COUNSEL – ANTICIPATED LITIGATION**

Initiation of litigation pursuant to paragraph (4) of subdivision (d) of Government Code Section 54956.9.

One Case.

12. **CLOSED SESSION REPORT.**

13. **ADJOURNMENT.**

AGENDA POSTED ON: May 27, 2021

Next regularly scheduled meeting: June 16, 2021

NOTE: To comply with the Americans with Disabilities Act, if you need special assistance to participate in any Board meeting, please contact the District office at (562) 692-3756 at least 48 hours prior to a Board meeting to inform the District of your needs and to determine if accommodation is feasible.

Materials related to an item on this agenda submitted after distribution of the agenda packet are available for public review at the District office, located at 4843 S. Church Street, Pico Rivera, California.

CONSENT ITEMS

**REGULAR MEETING OF THE BOARD OF DIRECTORS
PICO WATER DISTRICT
4843 S. Church Street
Pico Rivera, California, 90660**

6:00 P.M. Wednesday, June 2, 2021

AGENDA

6. APPROVAL OF CONSENT CALENDAR.

(All matters on the Consent Calendar are to be approved on one motion, unless a Board Member requests a separate action on a specific item).

- A. Consider May 19, 2020 Regular Board Meeting Minutes.
- B. Consider the April Financial Statement.
- C. Consider the accounts now due and payable, and receive and file bills approved by the General Manager.

MINUTES OF A REGULAR MEETING
OF THE BOARD OF DIRECTORS
OF THE PICO WATER DISTRICT

A Regular meeting of the Board of Directors of the Pico Water District was held in the District's Boardroom located at 4843 South Church Street, Pico Rivera, California, on Wednesday, May 19, 2021 at 6:04 p.m.

The District's Secretary/General Manager, Mr. Mark J. Grajeda proceeded with the roll call of the attending Board members. Present from the beginning of the meeting were President David R. Gonzales, while Director Pete Ramirez, and Director Robert Martinez participated telephonically, in adherence to social distancing. Director Raymond Rodriguez and Mr. Jim Ciampa, Legal Counsel for the District participated electronically. Vice President Caballero was absent.

President Gonzales presided over the meeting and Director Rodriguez led everyone in the Pledge of Allegiance.

Director Ramirez gave the invocation.

President Gonzales proceeded to the next item on the Agenda, Public Comments. Central Basin Municipal Water District (CBMWD) Board member Leticia Vasquez Wilson stated that CBMWD has filed a lawsuit against her and accused Mr. Grajeda of instigating that action, and requested that the District's directors discuss this matter with Mr. Grajeda, and further alleged that the District has done nothing to inform its customers about PFAS chemicals detected in the water the District provides to its customers. Mr. Grajeda responded to all allegations in his General Manager's Report, below.

President Gonzales proceeded to the adoption of the Agenda. Director Martinez made the motion to adopt the Agenda and Director Ramirez seconded the motion. The General Manager announced that the motion passed by roll-call vote, 4 – 0.

President Gonzales proceeded to the approval of the Consent Calendar. Director Martinez made the motion to approve and Director Ramirez seconded the motion. The General Manager announced the motion passed by roll-call vote, 4 – 0.

President Gonzales proceeded to the next item on the Agenda, consider proposal from General Pump Company for improvements to Wells 5 and 8 due to the construction of the ne PFAS Treatment Plants. The General Manager reviewed the staff report with the Board and AKM Engineering's (AKM) recommendation regarding motor and pump improvements to Well #5 to increase capacity should there be a drop in water level and replacing Well 8's food grade oil lubrication system with a water flush system. District staff received cost estimates from General Pump Company in the amount of \$95,100 for Well 5 and \$95,040 for Well 8. The District will be submitting these invoices to the Water Replenishment District (WRD) as part of reimbursements from the PFAS Remediation Program. After a brief question and answer session Director Martinez

made the motion to approve General Pump's cost estimates in the amount of \$95,100 for Well 5 and \$95,040 for Well 8 and direct the General Manager to execute all documents related to the projects. Director Rodriguez seconded the motion. The General Manager announced that the motion passed by a vote of 4 – 0.

President Gonzales proceeded to the next item on the Agenda, upgrade the Variable Frequency Drive at Well 5. The General Manager reviewed the staff report with the Board and explained the need to upgrade the 150 HP Variable Frequency Drive (VFD) to a 200 HP VFD due to the fact that the District is making additional improvements to Well 5 for PFAS treatment. Tess Electric submitted the lowest proposal at a cost of \$28,233 excluding taxes, freight, and payment bond which will be billed as a pass-through to the District. Funding for this project will be submitted to the WRD PFAS Remediation Program. After a brief question and answer session Director Ramirez made the motion to accept Tess Electric's proposal in the amount of \$28,233 and approval of a \$25,000 budget for the replacement of approximately 150ft of electrical wire from the VFD to the well motor and direct the General Manager to execute all documents related to the project. Director Martinez seconded the motion. The General Manager announced that the motion passed by a vote of 4 – 0.

President Gonzales proceeded to the next item on the Agenda, consider Surplus Water Rights Lease between the District and Orchard Dale Water District for Water Year 2021/2022. The General Manager explained to the Board that Orchard Dale has requested 500 AF of surplus water from the District to be used in the 2021/2022 Water Year in the amount of \$180 AF. Director Martinez made the motion to approve and it was seconded by Director Ramirez. The General Manager announced that the motion passed by a vote of 4 – 0.

President Gonzales proceeded to the next item on the Agenda, consider Surplus Water Rights Lease between the District and Virginia Country Club for Water Year 2020/2021. The General Manager explained to the Board that Virginia Country Club has requested 100 AF of surplus water from the District to be used this Water Year in the amount of \$180 AF. Director Ramirez made the motion to approve and it was seconded by Director Rodriguez. The General Manager announced that the motion passed by a vote of 4 – 0.

President Gonzales proceeded to the next item on the Agenda, General Manager's report. Stephens Street - Dominguez General Engineering has pressure tested and disinfected the new line, bacteriological testing has been completed, once negative test results are received the line will be placed into service and customer service lines will be connected; District staff met with Purolite, the company providing the District with the Ion Exchange resin for the PFAS treatment vessels, and explained how the system would work; the District received their share of grant funds for the automated meter program with Gateway Water Management. The General Manager categorically denied having any conversations with Alex Rojas, General Manager of CBMWD, regarding filing of any lawsuit against Leticia Vasquez, and further stated that the District has informed all of its customers directly and through newsletters of the detection of PFAS in the District water, also the new order from the Department of Drinking Water in 2020 stated that the District was to test its water quarterly and, if after averaging for 4 quarters the District is above a Response Level for PFOS or PFOA then we are to notify all of our customers – we have not been

over the response level, also our Consumer Confidence Report will be out shortly and will include the detection of PFAS in our water.

President Gonzales proceeded to the next item on the Agenda, Legal Counsel report. Regarding AB 1195 – Christina Garcia’s bill, both the General Manager and Legal Counsel attended a phone call last week, there are a number of stakeholders including the State Water Board and LAFCO who have submitted proposed amendments. Ms. Garcia is in the process of reviewing them and melding them together; the bill currently is in the Assembly Appropriations Committee it appears there is not much hope of support for it.

President Gonzales proceeded to the next item on the Agenda, Director’s request for future agenda items. Director Martinez requested an update on the District’s Prior Rights issue.

President Gonzales proceeded to the next item on the Agenda, Director report on meetings attended. There were none.

President Gonzales proceeded to the next item on the Agenda, Director comments. Director Martinez as far as his records show he feels that the District has been on top of the PFAS issue and has notified its customers as required.

There being no further business to come before the Board, the Board meeting adjourned at 7:00 p.m.

David R. Gonzales, President

Attest:

Mark J. Grajeda, Secretary

(Seal)

PICO WATER DISTRICT

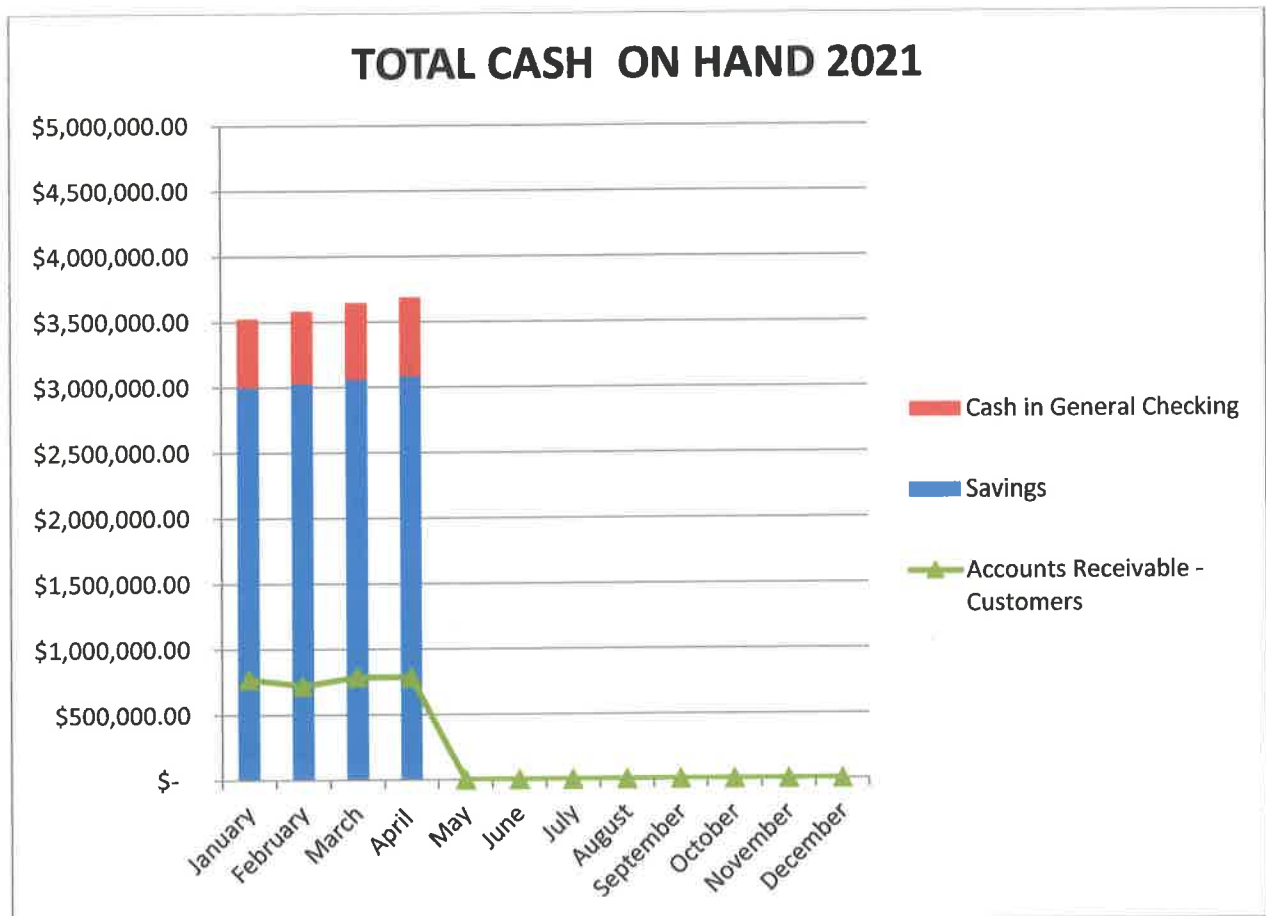
FINANCIAL STATEMENT SUMMARY

The April 2021 Financial Statement reflects that the District has \$2,163,319 deposited in the Local Area Investment Fund; \$308,849 invested with Cantella & Co., Inc. \$330,920 on deposit as Restricted Cash with Fiscal Agent (IBank loan); \$460,887 on deposit as Restricted Cash in the Infrastructure Account for the IBank loan payments; and has \$608,367 deposited in our General, Business, and Payroll accounts.

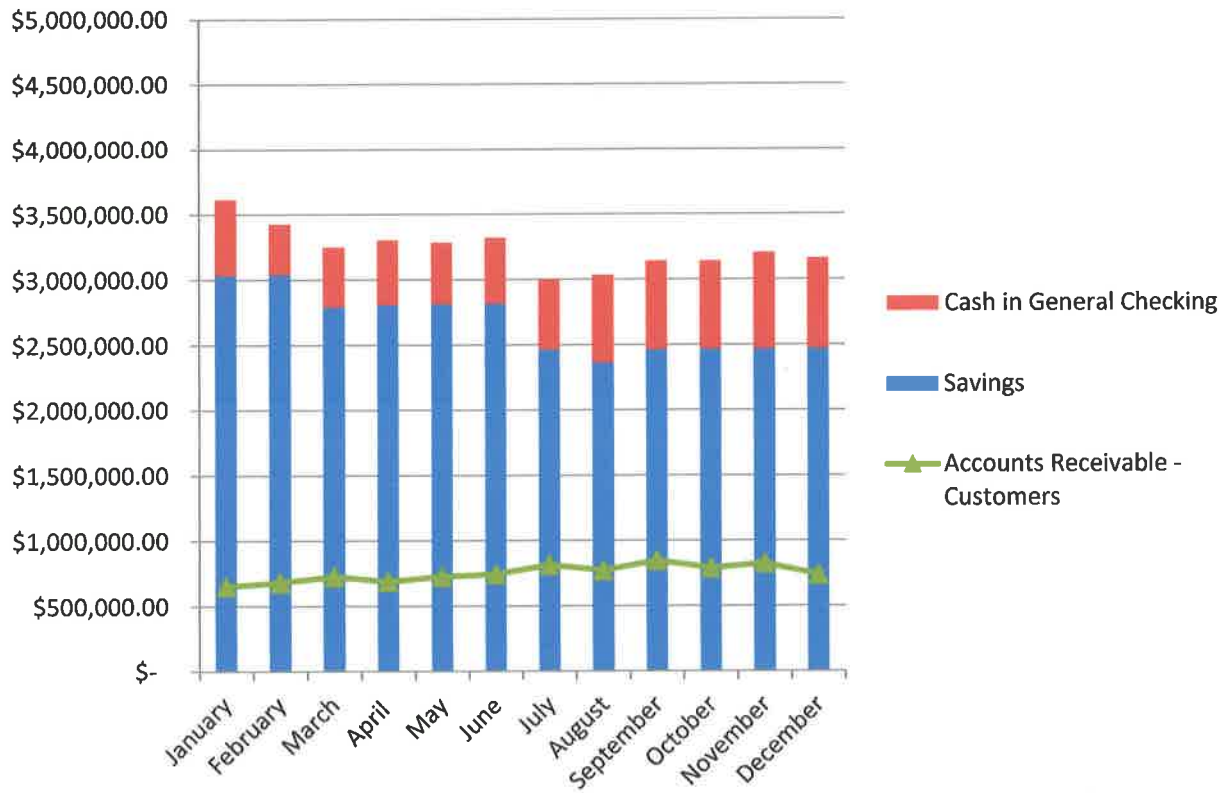
The Financial Statement also reflects that we collected \$311,419 in Total Operating Revenues, and that we incurred \$373,454 in Total Operating Expenses, which left us with a Net Loss for the month of April of (\$62,305) before contributed capital and depreciation (Net Income also includes non-operating income and non-operating expense).

The District's year-to-date Net Income is \$23,057 before contributed capital and depreciation, and has spent year-to-date a total of \$1,067,323 on Capital Improvement Projects.

Included herein are two graphs. The first graph is the Financial History for 2021 indicating Total Cash on Hand in Banks, the amount of total savings that is included in Cash on Hand and the amount of Accounts Receivable from our customers. The second graph illustrates the same information for 2020. These graphs are a visual aid to view trends in our Financial History.



Total Cash on Hand 2020





Pico Water District

Financial Statements

Balance Sheet (Unaudited)

		April 2021
1	ASSETS	
2	Cash and Investments	
3	Cash on Hand in Banks	\$ 608,367
4	LAIF Investment	2,163,319
5	Cantella CDs	308,849
6	Total Cash and Investments	3,080,535
7	Cash and Investments - Restricted	
8	Restricted Cash with Fiscal Agent [IBank]	330,920
9	Restricted Cash - Infrastructure Acct [IBank]	460,887
10	Total Cash and Investments - Restricted	791,807
11	Other Current Assets	
12	Accounts Receivable-Customers-Net	784,270
13	Accounts Receivable-Other	54,667
14	Inventory-Materials and Supplies	66,634
15	Prepaid Expenses	43,250
16	Total Other Current Assets	948,821
17	Fixed Assets	
18	Utility Plant	27,197,804
19	Less: Accumulated Depreciation	(10,527,908)
20	Fixed Assets Total	16,669,895
21	Deferred Outflows of Resources (DOR)	318,011
22	TOTAL ASSETS & DOR	\$ 21,809,069
23	LIABILITIES	
24	Current Liabilities	
25	Accounts Payable	\$ 989,856
26	Accrued Interest	61,513
27	Refundable Deposits	389,323
28	Security Deposit - Rental House	2,250
29	Total Current Liabilities	1,442,943
30	Long-Term Liabilities	
31	Note Payable - IBank	6,691,719
32	OPEB Liability	825,589
33	Net Pension Liability	680,803
34	Total Long-Term Liabilities	8,198,110
35	TOTAL LIABILITIES	9,641,053
36	FUND BALANCE	
37	Retained Earnings	11,887,717
38	TOTAL FUND BALANCE	11,887,717
39	Deferred Inflows of Resources (DIR)	280,298
40	TOTAL LIABILITIES, FUND BALANCE & DIR	\$ 21,809,069

*No assurance provided on these financial statements. These financial statements do not include a statement of cash flows. Substantially all disclosures required by accounting principles generally accepted in the United States not included.



Pico Water District

Financial Statements

Profit & Loss (Unaudited)

	April 2021	YTD 2021	Budget 2021	YTD Budget 33%
1 OPERATING REVENUES				
2 WS 1 - Potable Water Charges	\$ 154,833	\$ 592,924	\$ 2,027,570	29%
3 WS 2 - Recycled Water Charges	5,152	24,660	80,000	31%
4 MS 1 - Meter Charges	109,964	437,338	1,255,620	35%
5 MS 2 - Multi Unit Charges	8	18,310	113,000	16%
6 MS 3 - Fire Protection Charges	6,517	23,551	54,000	44%
7 Infrastructure Surcharge [RESTRICTED]	31,297	138,703	410,000	34%
8 <u>Misc. Charges</u>				
9 Water Other-Hydrant Surcharge/Setup	85	85	500	17%
10 Application Charges	480	2,425	5,000	49%
11 Reconnection Charges	-	235	2,000	12%
12 NSF Check Charges	75	195	525	37%
13 Late Fee Charges	-	-	10,000	0%
14 Damage/Lock Charges	-	-	200	0%
15 Testing-Mtr/Flow/Sample Charges	200	400	1,250	32%
16 Backflow Program	2,807	11,189	22,000	51%
17 Water Rights Income	-	-	90,000	0%
19 TOTAL OPERATING REVENUES	311,419	1,250,016	4,071,665	31%
20 OPERATING EXPENSE				
21 Source of Supply	93,893	347,539	1,158,584	30%
22 Pumping	49,169	161,996	487,500	33%
23 Water Treatment	12,005	38,635	129,550	30%
24 Transmission & Distribution	23,835	63,511	181,600	35%
25 Customer Accounts	9,613	53,316	227,500	23%
26 General & Administrative	184,922	479,149	1,300,450	37%
27 COVID-19 Salaries	19	253	30,000	1%
28 COVID-19 Miscellaneous	-	-	-	0%
29 TOTAL OPERATING EXPENSE	373,454	1,144,399	3,515,184	33%
30 OPERATING INCOME (LOSS)	(62,035)	105,617	556,481	19%
31 NON-OPERATING INCOME				
32 Interest - LAIF & Infrastructure Acct	8	2,375	30,000	8%
33 Investment Income	0	0	5,000	0%
34 Unrealized Gain / (Loss)	(633)	(2,690)	-	0%
35 Other Income	-	-	5,000	0%
36 House Rental Income	1,700	6,800	20,400	33%
37 TOTAL NON-OPERATING INCOME	1,075	6,485	60,400	11%
38 NON-OPERATING EXPENSE				
39 Interest Expense / (Income)	20,504	82,354	246,052	33%
40 Annual Loan Fee Expense	1,673	6,692	20,075	33%
41 Other Non-Operating Expense	-	-	100	0%
42 Rental House Expense	-	-	1,000	0%
43 TOTAL NON-OPERATING EXPENSE	22,177	89,046	267,227	33%
44 NET INCOME / (LOSS) BEFORE CAPITAL CONTR. & DEPR.	(83,138)	23,057	349,654	7%
45 Contributed Capital	-	-	-	0%
46 Depreciation	(43,750)	(175,000)	(525,000)	33%
47 NET INCOME / (LOSS)	\$ (126,888)	\$ (151,943)	\$ (175,346)	

*No assurance provided on these financial statements. These financial statements do not include a statement of cash flows. Substantially all disclosures required by accounting principles generally accepted in the United States not included.



Pico Water District

Financial Statements

Operating Expense Detail (Unaudited)

	April 2021	YTD 2021	Budget 2021	YTD Budget 33%
1 OPERATING EXPENSE				
2 SOURCE OF SUPPLY				
3 Salaries & Wages	\$ 6,191	\$ 23,179	\$ 75,000	31%
4 Recycled Water	2,398	11,016	48,000	23%
5 Ground Water Replenishment	85,304	313,345	1,035,584	30%
6 TOTAL SOURCE OF SUPPLY	93,893	347,539	1,158,584	30%
7 PUMPING				
Salaries & Wages	16,021	58,402	180,000	32%
8 Maintenance	14,816	29,649	34,500	86%
9 Fuel or Power	18,332	73,945	273,000	27%
10 TOTAL PUMPING	49,169	161,996	487,500	33%
11 WATER TREATMENT				
12 Salaries & Wages	656	1,857	5,550	33%
13 Maintenance	3,810	15,932	44,000	36%
14 Water Treatment Regulations	7,539	20,846	80,000	26%
15 TOTAL WATER TREATMENT	12,005	38,635	129,550	30%
16 TRANSMISSION & DISTRIBUTION				
17 Salaries & Wages	10,516	35,382	92,000	38%
18 Maintenance	11,211	21,889	72,200	30%
19 Vehicle Maintenance	2,108	6,240	17,400	36%
20 TOTAL TRANSMISSION & DISTRIBUTION	23,835	63,511	181,600	35%
21 CUSTOMER ACCOUNTS				
22 Meter Reading Labor	1,298	5,805	26,500	22%
23 Billing/Customer Service Salaries & Wages	5,591	31,046	139,000	22%
24 Supplies	2,723	16,465	62,000	27%
25 TOTAL CUSTOMER ACCOUNTS	9,613	53,316	227,500	23%
26 GENERAL & ADMINISTRATIVE				
27 Salaries	15,192	60,261	240,000	25%
28 Vacation/Holiday/Other Payroll	11,389	52,044	140,000	37%
29 Directors Compensation	2,550	9,150	33,000	28%
30 Travel & Meetings (Board)	-	145	15,000	1%
31 Travel & Meetings (Staff)	-	200	2,500	8%
32 Board Room Expenses	-	538	1,000	54%
33 Office Supplies	962	4,106	12,000	34%
34 Office Utilities	1,700	6,549	23,000	28%
35 <u>Professional Services</u>				
36 Accounting	16,721	24,274	46,000	53%
37 Computer	290	1,140	4,500	25%
38 Engineering	-	1,200	4,500	27%
39 Legal	2,945	19,491	50,000	39%
40 Miscellaneous	1,853	4,507	1,500	300%
41 PWAG - Emergency Services Coordinator	10,682	13,573	10,000	136%
42 Tyler Technologies Licensing and Support	1,051	4,203	13,250	32%
43 Nobel Systems - GIS Program	1,475	5,900	18,000	33%
44 Insurance	25,039	99,968	315,000	32%
45 Payroll Taxes	5,111	22,360	68,000	33%
46 Pension	21,118	46,310	140,000	33%

*No assurance provided on these financial statements. These financial statements do not include a statement of cash flows. Substantially all disclosures required by accounting principles generally accepted in the United States not included.



Pico Water District

Financial Statements

Operating Expense Detail (Unaudited)

	April 2021	YTD 2021	Budget 2021	YTD Budget 33%
47 OPEB Expense	7,500	30,000	90,000	33%
48 Maintenance	410	7,571	23,500	32%
49 Dues & Meetings	1,724	6,612	15,000	44%
50 Noticing	-	-	7,000	0%
51 Education Expense	-	600	1,500	40%
52 Conservation Expense	-	1,238	25,000	5%
53 Grant Program	-	-	-	0%
54 Other Operating Expenses	-	-	1,200	0%
55 CBMWD Retail Meter Charge	-	-	-	0%
56 Election Expense	57,211	57,211	-	0%
57 TOTAL GENERAL & ADMINISTRATIVE	184,922	479,149	1,300,450	37%
58 TOTAL OPERATING EXPENSE	\$ 373,435	\$ 1,144,146	\$ 3,485,184	33%

*No assurance provided on these financial statements. These financial statements do not include a statement of cash flows. Substantially all disclosures required by accounting principles generally accepted in the United States not included.

**Pico Water District
2021 Work in Progress (CIP)**

	2021 CIP Budget	April 2021	YTD Total
10-000-1890			
I Buildings/Land		0.00	
1 No plans	0	0.00	0.00
Sub-total	0	0.00	
II Office Equipment Purchase			
1 Tyler Content Management System	11,250	0.00	0.00
Sub-total	11,250	0.00	0.00
III Field Equipment Purchase			
No Planned Purchases	0	0.00	0.00
Sub-total	0	0.00	0.00
IV Replacement Programs			
A. Hydrants			
1 Repairs	8,000	0.00	0.00
Sub-total	8,000	0.00	0.00
B. Meters - proposal to change out all remaining manual read meters			
1 No plans going forward w/exception		1,408.63	7,349.21
Sub-total	0	1,408.63	7,349.21
C. Service Lines			
1 Repairs	15,000	0.00	0.00
Sub-total	15,000	0.00	0.00
D. Main Lines			
1 Repairs	35,000	0.00	0.00
Sub-total	35,000	0.00	0.00
C. Valves			
1 Repairs	8,000	0.00	0.00
Sub-total	8,000	0.00	0.00
V Consulting Services			
1 Water Master Plan Upgrade carryover	150,000	0.00	5,198.75
2 Risk Resilience Assmnt/Emergency Rspns Plans	50,000		0.00
3 New Development Charge/Fee carryover		0.00	0.00
4 PFAS/PFOA Treatment carryover		18,202.00	24,568.00
Sub-total	200,000	18,202.00	29,766.75
VI Well Rehabilitation & Equipment Upgrade			
1 Rehabilitation Well 4	90,000	0.00	8,900.00
2 Reservoir Maintenance Work	30,000	0.00	0.00
Sub-total	120,000	0.00	8,900.00
VII Future Planned Work			
1 Install Treatment Facilities - Wells 5,8,11	2,000,000		
	2,000,000		
Total	2,397,250	19,610.63	46,015.96
VIII I-Bank Projects			
1 New Well 11 carryover			3,313.63
2 Union/Walnut/Olympic carryover		0.00	0.00
3 Layman carryover		0.00	0.00
4 Beverly Blvd. Carryover		6,502.50	833,852.70
IBank CIP Sub-total	0	6,502.50	837,166.33
Grand Total	2,397,250	26,113.13	883,182.29
City of Pico Rivera Hotspots Project			
Well 2 - 4852 Lot Split			5,140.00
Rosemead Extension - Material			52,078.53
Burma Road		975.00	14,709.83
Stephens Street		82,902.06	112,211.96
		109,990.19	1,067,322.61



Pico Water District, CA

Open Payable Report

As Of 05/27/2021

Summarized by Payable Account

Payable Number	Description	Post Date	Payable Amount	Discount Amount	Shipping Amount	Tax Amount	Net Amount
Payable Account: 10-000-2000 - Accounts Payable							
Vendor: 1378	AKM CONSULTING ENGINEERS, INC.						
0011049	APR 2021 - CIP PFAS TREATMENT 3/29-4/30/21	04/30/2021	4,646.00	0.00	0.00	0.00	4,646.00
							Payable Count: (1)
							4,646.00
Vendor: 1391	AQUEOUS VETS						
21-0562	MAY 2021 - CIP PFAS TREATMENT 20% UPON CONTRACT	05/27/2021	518,408.82	0.00	0.00	0.00	518,408.82
							Payable Count: (1)
							518,408.82
Vendor: 1026	BELL PIPE & SUPPLY CO						
S26660234.002	JAN 2020 - RETURN OF PRODUCT	01/31/2020	-74.10	0.00	0.00	0.00	-74.10
							Payable Count: (1)
							-74.10
Vendor: 1088	FERGUSON WATERWORKS #1083						
0756743	3/4" x 5/8" Meters	05/12/2021	4,523.59	0.00	0.00	0.00	4,523.59
							Payable Count: (1)
							4,523.59
Vendor: 1111	HOME DEPOT CREDIT SERVICE						
3592628	Misc. Well Maint. - Well Supplies for Clean Up	11/26/2019	15.84	0.00	0.00	0.00	15.84
2592692	Yard Maint. - Supplies for Cleaning Crew	11/27/2019	79.55	0.00	0.00	0.00	79.55
8105491	Well #11 - Material for Irrigation	12/11/2019	19.84	0.00	0.00	0.00	19.84
8562235	Meter Repair-PVC Parts for Irrigation Line HookUp	12/11/2019	48.27	0.00	0.00	0.00	48.27
CM0000006	NOV 2019 CREDIT MEMO FOR RETURN THAT WAS PAID	12/31/2019	-80.75	0.00	0.00	0.00	-80.75
							Payable Count: (5)
							82.75
Vendor: 1123	J.DE SIGIO CONSTRUCTION INC						
137494 TAIT	FEB 2021 - CIP BEVERLY/ROSEMEAD SURVEY WRK	02/28/2021	6,502.50	0.00	0.00	0.00	6,502.50
							Payable Count: (1)
							6,502.50
Vendor: 1133	KABBARA ENGINEERING						
1659	APR 2021 - CIP PFAS TRTMTNT WELLS 5 & 8 3/1-4/30/21	04/30/2021	1,500.00	0.00	0.00	0.00	1,500.00
1659	APR 2021 - CIP STEPHENS STREET ENG SVCS	04/30/2021	1,125.00	0.00	0.00	0.00	1,125.00
1659	APR 2021 - CIP BURMA ROAD ENG SVCS	04/30/2021	975.00	0.00	0.00	0.00	975.00
							Payable Count: (3)
							3,600.00
Vendor: 1135	LAGERLOF, LLP						
31100	APR 2021 - LEGAL SVCS - GENERAL MATTERS	04/30/2021	1,922.00	0.00	0.00	0.00	1,922.00
31139	APR 2021 - LEGAL SVCS - BRD MEETINGS	04/30/2021	1,023.00	0.00	0.00	0.00	1,023.00
							Payable Count: (2)
							2,945.00
Vendor: 1142	QUADIENT LEASING USA						
N8875482	MAY 2021 - PSTG MTR LEASE 5/13-8/12/21	05/27/2021	182.31	0.00	0.00	0.00	182.31
							Payable Count: (1)
							182.31
Vendor: 1184	QUINN COMPANY						
PR810300736	DEC 2020 - CREDIT BATTERY RECYCLE	12/31/2020	-21.90	0.00	0.00	0.00	-21.90
							Payable Count: (1)
							-21.90
Vendor: 1194	S & J SUPPLY CO., INC.						
S100173315.001	Stephens St. Project - Material Tee & Valves	05/03/2021	2,485.21	0.00	0.00	0.00	2,485.21
S100173678.001	Stephens St. Project - Hydrant Material Spools	05/10/2021	210.98	0.00	77.02	0.00	288.00
S100173688.001	Stephens St. Project - Hydrant Material	05/11/2021	10,216.82	0.00	0.00	0.00	10,216.82
S100173978.001	Stephens St. Project - Hydrant Spools	05/13/2021	374.38	0.00	0.00	0.00	374.38
							Payable Count: (4)
							13,364.41
Vendor: 1198	SALGADO TIRE SERVICE						
4832	Unit #60 - Tire Repair	05/05/2021	20.00	0.00	0.00	0.00	20.00
							Payable Count: (1)
							20.00
Vendor: 1202	SHELL						
696765	Misc. Fuel Exp. - Diesel Fuel Unit #50	09/09/2019	81.18	0.00	0.00	0.00	81.18
708693	Misc. Fuel Exp. - Compressor	09/10/2019	53.36	0.00	0.00	0.00	53.36
858530	Misc. Fuel Exp. - Diesel Fuel - Backhoe	09/26/2019	87.82	0.00	0.00	0.00	87.82
60855926	SEPT 2019 - FUEL CHARGES	09/30/2019	115.89	0.00	0.00	0.00	115.89
652362	Fuel Exp. - Diesel Fuel for Backhoe	11/27/2019	89.52	0.00	0.00	0.00	89.52
							Payable Count: (5)
							427.77
Vendor: 1256	WESTERN WATER WORKS						
1211388-00	Stephens St. Project - Tees & Valves	05/03/2021	9,583.37	0.00	0.00	0.00	9,583.37
489-00	Stephens St. Project - Tracing Wire & Bolts	05/05/2021	1,280.02	0.00	0.00	0.00	1,280.02
4691-00	Stephens St. Project - Tapping Sleeve	05/07/2021	984.53	0.00	0.00	0.00	984.53
							Payable Count: (4)
							17,995.90

Open Payable Report

As Of 05/27/2021

Payable Number	Description	Post Date	Payable Amount	Discount Amount	Shipping Amount	Tax Amount	Net Amount
<u>1211388-01</u>	Stephens St. Project - Hydrant J6000	05/11/2021	6,147.98	0.00	0.00	0.00	6,147.98
Payable Account 10-000-2000						Payable Count: (31)	Total: 572,6

Payable Account Summary

Account	Count	Amount
10-000-2000 - Accounts Payable	31	572,603.05
Report Total:	31	572,603.05

Payable Fund Summary

Fund	Count	Amount
10 - General Operating	31	572,603.05
Report Total:	31	572,603.05

**MAY 1, 2021 – MAY 27, 2021
BILLS APPROVED BY THE
GENERAL MANAGER**

06-02-2021



Pico Water District, CA

Check Report

By Check Number

Date Range: 05/01/2021 - 05/27/2021

Vendor Number	Vendor Name	Payment Date	Payment Type	Discount Amount	Payment Amount	Number
Bank Code: AP-Accounts Payable						
1374	CALIFORNIA AIR RESOURCES BOARD	05/04/2021	Regular	0.00	735.00	61437
1043	CARDMEMBER SERVICE	05/05/2021	Regular	0.00	454.47	61438
1046	CENTRAL BASIN MUNICIPAL WATER DISTRICT	05/05/2021	Regular	0.00	2,461.04	61439
1053	CINTAS #053	05/05/2021	Regular	0.00	427.20	61440
1080	EDISON COMPANY	05/05/2021	Regular	0.00	5,174.32	61441
1090	FRONTIER COMMUNICATIONS	05/05/2021	Regular	0.00	424.24	61442
1372	HUNTER ELECTRIC SERVICE, INC.	05/05/2021	Regular	0.00	1,924.45	61443
1388	MATT-CHOR INC.	05/05/2021	Regular	0.00	154.79	61444
1250	WATER REPLENISHMENT DISTRICT OF	05/05/2021	Regular	0.00	70,822.80	61445
1256	WESTERN WATER WORKS	05/05/2021	Regular	0.00	443.78	61446
1007	ACWA-JOINT POWERS INSURANCE AUTHORITY	05/12/2021	Regular	0.00	4,628.63	61447
1071	DE LAGE LANDEN FINANCIAL	05/12/2021	Regular	0.00	333.53	61448
1080	EDISON COMPANY	05/12/2021	Regular	0.00	1,244.07	61449
1095	GENERAL PUMP COMPANY	05/12/2021	Regular	0.00	1,425.21	61450
1113	HUMBERTO CRUZ MASONRY	05/12/2021	Regular	0.00	675.00	61451
1127	JEFFREY W JOE, DDS INC	05/12/2021	Regular	0.00	952.00	61452
1135	LAGERLOF, LLP	05/12/2021	Regular	0.00	6,417.00	61453
1190	REGISTRAR-RECORDER/COUNTY CLERK	05/12/2021	Regular	0.00	57,210.60	61454
1212	SPRINT	05/12/2021	Regular	0.00	53.44	61455
1245	VERIZON WIRELESS	05/12/2021	Regular	0.00	89.38	61456
1256	WESTERN WATER WORKS	05/12/2021	Regular	0.00	81,777.06	61457
1178	ADT COMMERCIAL	05/21/2021	Regular	0.00	568.96	61458
1378	AKM CONSULTING ENGINEERS, INC.	05/21/2021	Regular	0.00	12,056.00	61459
117	AT & T	05/21/2021	Regular	0.00	124.05	61460
5	AUTOMATED WATER TREATMENT	05/21/2021	Regular	0.00	3,810.24	61461
1080	EDISON COMPANY	05/21/2021	Regular	0.00	12,583.64	61462
1092	GARVEY EQUIPMENT COMPANY	05/21/2021	Regular	0.00	119.96	61463
1103	GRM INFO MGMNT SVCS OF CA, LLC	05/21/2021	Regular	0.00	75.00	61464
1372	HUNTER ELECTRIC SERVICE, INC.	05/21/2021	Regular	0.00	9,375.60	61465
1153	NASA SERVICES	05/21/2021	Regular	0.00	209.96	61466
1194	S & J SUPPLY CO., INC.	05/21/2021	Regular	0.00	1,657.27	61467
1198	SALGADO TIRE SERVICE	05/21/2021	Regular	0.00	10.00	61468
1209	SOUTHERN CALIFORNIA GAS COMPANY	05/21/2021	Regular	0.00	23.85	61469
1389	TAIT & ASSOCIATES	05/21/2021	Regular	0.00	6,502.50	61470
1220	TAKAMATSU, D.D.S., INC.	05/21/2021	Regular	0.00	-178.00	61471
1220	TAKAMATSU, D.D.S., INC.	05/21/2021	Regular	0.00	178.00	61471
1237	UNDERGROUND SERVICE ALERT	05/21/2021	Regular	0.00	174.78	61472
1008	ACWA/JPIA	05/27/2021	Regular	0.00	21,320.09	61473
1035	CALIFORNIA COMPUTER SCHOOLS, INC.	05/27/2021	Regular	0.00	93.00	61474
1048	CENTRAL VOICE	05/27/2021	Regular	0.00	251.15	61475
1054	CINTAS 0168 - ORANGE CA FAS	05/27/2021	Regular	0.00	225.18	61476
1055	CIVILTEC ENGINEERING, INC.	05/27/2021	Regular	0.00	2,189.00	61477
1246	CLIFTON LARSON ALLEN	05/27/2021	Regular	0.00	12,800.00	61478
1369	EIDE BAILLY LLP	05/27/2021	Regular	0.00	3,921.10	61479
1090	FRONTIER COMMUNICATIONS	05/27/2021	Regular	0.00	405.12	61480
1111	HOME DEPOT CREDIT SERVICE	05/27/2021	Regular	0.00	256.69	61481
1117	INFOSEND	05/27/2021	Regular	0.00	1,726.98	61482
1386	OFFICE TEAM	05/27/2021	Regular	0.00	1,582.02	61483
1163	PAC COMM TECHNOLOGIES, INC.	05/27/2021	Regular	0.00	150.00	61484
1368	PUBLIC WATER AGENCIES GROUP	05/27/2021	Regular	0.00	963.75	61485
1194	S & J SUPPLY CO., INC.	05/27/2021	Regular	0.00	1,048.25	61486
1199	SAN GABRIEL VALLEY PROTECTIVE ASSOCIATIO	05/27/2021	Regular	0.00	50.00	61487
-	SPECTRUM	05/27/2021	Regular	0.00	318.89	61488
1249	VOTACALL, INC.	05/27/2021	Regular	0.00	144.43	61489

Check Report

Date Range: 05/01/2021 - 05/27/2021

Vendor Number	Vendor Name	Payment Date	Payment Type	Discount Amount	Payment Amount	Number
1252	WECK LABORATORIES, INC.	05/27/2021	Regular	0,00	4,308.00	61490
1259	WHITTIER FERTILIZER	05/27/2021	Regular	0,00	167,57	61491

Bank Code AP Summary

Payment Type	Payable Count	Payment Count	Discount	Payment
Regular Checks	89	55	0,00	337,219.04
Manual Checks	0	0	0,00	0.00
Voided Checks	0	1	0,00	-178.00
Bank Drafts	0	0	0,00	0.00
EFT's	0	0	0,00	0,00
	89	56	0.00	337,041.04

Check Report

Date Range: 05/01/2021 - 05/27/2021

Vendor Number	Vendor Name	Payment Date	Payment Type	Discount Amount	Payment Amount	Number
Bank Code: Infrastructure-Infrastructure Account 1123	J.DE SIGIO CONSTRUCTION INC	05/21/2021	Regular	0.00	289,199.98	100089

Bank Code Infrastructure Summary

Payment Type	Payable Count	Payment Count	Discount	Payment
Regular Checks	1	1	0.00	289,199.98
Manual Checks	0	0	0.00	0.00
Voided Checks	0	0	0.00	0.00
Bank Drafts	0	0	0.00	0.00
EFT's	0	0	0.00	0.00
	1	1	0.00	289,199.98

All Bank Codes Check Summary

Payment Type	Payable Count	Payment Count	Discount	Payment
Regular Checks	90	56	0.00	626,419.02
Manual Checks	0	0	0.00	0.00
Voided Checks	0	1	0.00	-178.00
Bank Drafts	0	0	0.00	0.00
EFT's	0	0	0.00	0.00
	90	57	0.00	626,241.02

Fund Summary

Fund	Name	Period	Amount
10	General Operating	5/2021	626,241.02
			<u>626,241.02</u>

**ACTION/DISCUSSION
ITEMS**

**REGULAR MEETING OF THE BOARD OF DIRECTORS
PICO WATER DISTRICT
4843 S. Church Street
Pico Rivera, California, 90660**

6:00 P.M. Wednesday, June 2, 2021

AGENDA

7. ACTION/DISCUSSION ITEMS.

- A. Consider Proposal from Kabbara Engineering to Design Construction Plans and Bid Specifications to Install a Wastewater Discharge Line for Well 5A. *Recommended Action – that the Board approve the proposal from Kabbara Engineering.*

STAFF REPORT

To: Honorable Board of Directors

From: Mark Grajeda, General Manager

Meeting Date: June 2, 2021

Subject: Action Item 7A – Consider Proposal from Kabbara Engineering to Design Construction Plans and Bid Specifications to Install a Wastewater Discharge Line for Well 5A

RECOMMENDATION

That the Board approve the Proposal from Kabbara Engineering for \$18,502.00, for civil engineering design construction plans and bid specifications to install a wastewater discharge line at well 5A required for the new PFAS remediation treatment system.


FISCAL IMPACT

This cost will be charged to capital improvement projects for engineering work and come out of the general fund or District reserves.

BACKGROUND

Due to the detection of PFAS chemicals at well 5A, the District's Board of Directors approved the building of three new treatment plants at wells 5A, 8 and 11 for the removal of PFAS chemicals. District staff met with representatives from the Division of Drinking Water (DDW) to discuss the installation and operation of the new treatment plants and were informed that all sites with treatment will need to have a permanent wastewater discharge line installed or they would not be approved for operation. Based on this requirement by DDW, the District is required to install a wastewater discharge line at wells 5A and 8 only as well 11 already has a discharge line installed.

The cost for engineering work on well 8 was less complicated and a shorter run and therefore fell under the purchasing authority of the General Manager. However, this work on well 5A is going to be a bit more complicated and a much longer run, therefore more costly. The line will be run partially in a parking lot and partially in Washington Boulevard (see attached map).



May 11, 2021

Pico Water District
4843 S. Church Street
Pico Rivera, California 90660

Attention: Mr. Mark Grajeda, DISTRICT MANAGER

Subject: Proposal for Professional Civil Engineering Design Services for Well #5
Discharge Line Improvement Project

Dear Mr. Grajeda:

Attached herewith for your review and consideration is our fee proposal per our attached Scope of Work and Man-Hour Fee Schedule for Professional Civil Engineering Design Services required to prepare plans, specifications and estimates suitable for bidding and construction of the new proposed discharge line for Well #5 at Washington Boulevard near the intersection of Bequette Avenue. The scope of work includes construction of a new PVC discharge main in one of the following proposed locations:

Alignment #1: Place new 12" discharge line in the existing easement between buildings at 9033 and 9049 Washington Boulevard, and in Washington Boulevard R/W to Bequette Avenue to connect at existing storm drain manhole in Washington/Bequette intersection.

Alignment #2: Place new 12" discharge line in a new easement to be obtained by the District, across the rear property lines of 9033, 9049 & 9055 Washington Boulevard, and in existing 30' PWD easement in Bequette Avenue, to join existing catch basin on west side of Bequette Avenue at the Washington Blvd. Intersection.

A preliminary budget estimate of the anticipated construction costs is attached for your reference. Our total fee proposal, is as follows:

Description	Total Fee
WELL #8 DISCHARGE LINE IMPROVEMENT PROJECT	
Kabbara Engineering	\$ 18,502.00
TOTAL FEE PROPOSAL	\$ 18,502.00

Please note that payment of any required permit or application fees, or utility/ agency fees for research, if required, and printing of the bid and construction sets of PS&E, is not included herewith and will be considered to be paid by the Pico Water District.

We have also assumed that construction staking, and preparation of a traffic control plan, including the processing of an encroachment permit from the City of Pico Rivera, will be performed by the contractor, and will be included as bid items in the project specifications for the construction of this project.

Thank you for this opportunity to be of service. If you have any questions please contact me at (714) 744-9400, extension 22, or email at leah@kabbara.net.

Sincerely,

KABBARA ENGINEERING



Leah Kabbara, PE
PRINCIPAL ENGINEER

SCOPE OF WORK

A. Design & Utility Coordination

Perform Design Phase coordination, including sending Utility Notices, per District requirements, to utility companies and agencies with facilities located within the limits of the project. Identify possible conflicts and incorporate into design as appropriate. Coordinate with City of Pico Rivera as needed regarding moratorium and encroachment permit requirements for the contractor. Coordinate with LA County if required by the City or District for connection of Discharge line(s) to the existing catch basin. *District to provide potholing of existing utility conflicts, if required for design purposes.*

B. Bid Plans, Specifications and Estimates (PS&E) Design

1. Perform field topographic survey of the preferred Alignment (one only) project limits, including horizontal and vertical control and above ground evidence of site/street improvements and utilities within the easement limits. Includes cross sections at 25' intervals & dips on manholes and catch basins.
2. Research, compile and review existing record documents and prepare 20 scale topographic base maps for the project limits (600 l.f.), utilizing results of the field survey data and available record maps and City provided as-built improvement plans.
3. Prepare preliminary gravity Discharge Line Improvement Plans for one (1) preferred Alignment easement area from Well #5 property line to existing catch basin or storm drain manhole at Bequette/Washington intersection (approx. 600 l.f.) for construction of a new 12" PVC Discharge Line. Plan will be prepared at 1"=20' (H), plan view only for the one (1) proposed Alignment within the project limits. Includes construction notes and details.
4. Prepare preliminary opinion of probable construction costs.
5. Modify existing District special provisions including bid proposal and preliminary quantity estimates.
6. **Submit 90% Final Improvement Plans, Specifications and Estimates for review and comment by the District.**
7. Revise Preliminary and prepare Final Discharge Line Improvement Plans including title sheet (if required) and details as required.
8. Revise Preliminary and prepare final project special provisions (in District format) including bid proposal, final quantity estimates, and final opinion of probable construction costs.

9. **Revise 90% PS&E per District comments and submit 100% Final Improvement Plans, Specifications and Estimates in digital (pdf) format for approval by the Pico Water District. Assist PWD with preparation of bid results tabulations in Excel, if requested.**

Optional Services: (available upon request)

City Encroachment Permit Processing

Legal Descriptions and Exhibits for Easements


Bidding & Construction Engineering Support Services

MAN-HOUI SCHEDULE
FOR
PICO WATER DISTRICT
WELL #5 DISCHARGE LINE IMPROVEMENT PROJECT
 (on Washington Boulevard at Bequette Avenue)

TASK	QUALITY ENGINEER	PRINCIPAL ENGINEER	LAND SURVEYOR	PROJECT ENGINEER	CIVIL DESIGNER	CAD DRAFTER	CLERICAL	SUBCONSULTANT ONPOINT	TOTAL COST
Hourly Rate	\$120	\$165	\$160	\$150	\$100	\$75	\$65	\$	
A. DESIGN & UTILITY COORDINATION (HOURLY ESTIMATE)									
1. DESIGN COORDINATION AND UTILITY NOTIFICATIONS, COORDINATION & UTILITY NOTIFICATION LOG				8			8		\$1,720
SUBTOTAL COST									\$1,720
B. BID PLANS, SPECIFICATIONS & ESTIMATES (PS&E) DESIGN									
1. FIELD TOPOGRAPHIC SURVEY			8					2,442	\$3,722
1. RESEARCH, COMPILER & REVIEW EX. MAPS, PLANS AND DOCUMENTS AND PREPARE TOPOGRAPHIC BASE MAP (20 SCALE)					32				\$2,400
2. PREPARE PRELIMINARY DISCHARGE LINE IMPROVEMENT PLAN (20 SCALE, PLAN VIEW ONLY, EST. 3 SHEETS, INCLUDING TITLE/DETAIL SHEET)				32	40				\$7,800
3. PRELIMINARY OPINION OF PROBABLE CONSTRUCTION COSTS & QUANTITY CALCULATIONS				2	4				\$700
4. PRELIMINARY PROJECT SPECIFICATIONS				2			2		\$430
5. SUBMIT PRELIMINARY PS&E TO DISTRICT FOR REVIEW AND COMMENTS				1					\$150
6. REVISE PRELIMINARY PLANS AND PREPARE FINAL IMPROVEMENT PLANS				2	8				\$900
7. FINAL PROJECT SPECIFICATIONS & FINAL OPINION OF PROBABLE CONSTRUCTION COSTS AND QUANTITY CALCULATIONS				1	1		1		\$315
8. FINALIZE PS&E IN DIGITAL PDF FORMAT FOR FINAL DISTRICT SUBMITTAL AND APPROVAL, INCLUDING BID RESULTS TABULATION				1	2		1		\$365
SUBTOTAL COST									\$16,782
TOTAL FEE PROPOSAL									\$18,502
OPTIONAL: PREPARE ONE (1) LEGAL DESCRIPTION AND EXHIBIT FOR EASEMENT PURPOSES (IF REQUIRED)				8		8			\$1,880

**PRELIMINARY BUDGET OPINION OF PROBABLE CONSTRUCTION COST
PICO WATER DISTRICT WELL #5 - DISCHARGE LINE
at Washington Boulevard and Bequette Avenue**

ITEM NO.	DESCRIPTION	QUANTITY	UNIT	UNIT PRICE	AMOUNT
1	Mobilization (Not to Exceed 5% of Total Contract)	1	LS	\$ 3,000.00	\$ 3,000.00
2	Furnish & Install 12" PVC Schedule 80 Drain Pipe	600	LF	\$ 50.00	\$ 30,000.00
3	Furnish & Install Cleanout per SPPWC Std. Plan No. W-8	3	EA	\$ 600.00	\$ 1,800.00
4	Join Existing Catch Basin or Manhole	1	LS	\$ 2,500.00	\$ 2,500.00
5	Traffic Control	1	LS	\$ 10,000.00	\$ 10,000.00
6	Pothole Existing Utilities	1	LS	\$ 3,000.00	\$ 3,000.00
SUBTOTAL					\$ 50,300.00
20% CONTINGENCY					\$ 10,060.00
TOTAL					\$ 60,360.00



**REGULAR MEETING OF THE BOARD OF DIRECTORS
PICO WATER DISTRICT
4843 S. Church Street
Pico Rivera, California, 90660**

6:00 P.M. Wednesday, June 2, 2021

AGENDA

7. ACTION/DISCUSSION ITEMS.

- B. Consider Burma Road Bid Proposal Alternate B Bid Item. *Recommended Action – that the Board approve the proposal from Dominguez General Engineering.*

STAFF REPORT

To: Honorable Board of Directors

From: Mark Grajeda, General Manager

Meeting Date: June 2, 2021

Subject: Action/Discussion Item 7B – Consider Burma Road Bid Proposal Alternate B Bid Item

RECOMMENDATION

That the Board approve the bid proposal submitted by Dominguez General Engineering Inc., for a total cost of \$40,812 to install a new six-inch main in a private side street coming off Burma Road; and approve the proposal submitted by S & J Supply Co. Inc., for total cost of \$57,000 for the cost to supply all piping materials for the work; and instruct the General Manager to sign all needed agreements.

FISCAL IMPACT

Funding will come from the general fund or from District reserves.

SUMMARY

At the Regular Board Meeting held on April 8, 2021 the Board approved the Total Base Bid Proposal by Dominguez General Engineering for a cost of \$108,180.00. However, along with this proposal was an “Alternate B Bid Proposal” (Alternate Bid) to perform additional work off of the main road, which called for the installation of an additional 669 linear feet (LF) of six-inch main to replace two existing two-inch main lines. Staff is now requesting that the Board considered approving one of these two lines only of the Alternate B Bid to be performed at the same time as the work in Burma Road. Staff has discussed this request with Dominguez Engineering and they have agreed to the change in the work, should the Board approve this request.

Additive Alternative Bid Items: Contract award shall be to the lowest responsible bidder whose bid is the lowest TOTAL BASE BID amount. Should the Pico Water District authorize the inclusion of the Additive Alternate "B" Bid Items, the amount of the contract award shall be specified as either the Total Base Bid + Total Additive Alternate "B" Bid, or the Total Alternate "A" Bid + Total Additive Alternate "B" Bid, exclusively at the discretion of the Pico Water District.

ADDITIVE ALTERNATE "B" BID ITEMS

BURMA ROAD WATER MAIN REPLACEMENT PROJECT

NO.	DESCRIPTION	QUANTITY	UNIT	UNIT PRICE	AMOUNT
ADDITIVE ALTERNATE BID ITEMS- In addition to the Base Bid or Alternate "A" Bid					
1B	Install 6" C-900 PVC Waterline per PWD Std. Dwg. No. S-25 (Modified per Plan)	669	LF	\$ 93.00	\$ 62,217.00
2B	Install 6" D.I.P. Class 350 Bend (Angle per Plan) (M.J. x M.J.) with Thrust Block per PWD Std. Dwg. No. W-17	1	EA	\$ 250.00	\$ 250.00
3B	Remove Existing and Install New 1" Service & Meter Box and Connect to Existing Meter or to a New Meter (District Supplied) & Join Customer Service Line per PWD Std. Dwg. No. W-19	12	EA	\$ 750.00	\$ 9,000.00
4B	Install Fire Hydrant per PWD Std. Dwg. No. W-10	1	EA	\$ 6,000.00	\$ 6,000.00
5B	Abandon Existing Services, Water Main, Ex. Water Valves and Fire Hydrants within private alleys at 9045 and 9015 Burma Road, per PWD Requirements (See Sheet 2 of Plans)	1	LS	\$ 1,000.00	\$ 1,000.00
6B	Pressure Testing and Disinfection	1	LS	\$ 3,000.00	\$ 3,000.00

TOTAL ADDITIVE ALTERNATE "B" BID (in Figures)

\$ 81,467.00

TOTAL ADDITIVE ALTERNATE "B" BID (in Words)

EIGHTY ONE THOUSAND FOUR HUNDRED SIXTY SEVEN
DOLLARS NO CENTS.

TOTAL BASE BID + TOTAL ADDITIVE ALTERNATE
"B" BID (in Figures)

\$ 189,647.00

TOTAL BASE BID + TOTAL ADDITIVE ALTERNATE "B" BID (in Words)

ONE HUNDRED EIGHTY NINE THOUSAND SIX HUNDRED FORTY
SEVEN DOLLARS NO CENTS.

TOTAL ALTERNATE "A" BID + TOTAL ADDITIVE
ALTERNATE "B" BID (in Figures)

\$ 188,899.00

TOTAL ALTERNATE "A" BID + TOTAL ADDITIVE ALTERNATE "B" BID (in Words)

ONE HUNDRED EIGHTY EIGHT THOUSAND EIGHT HUNDRED
NINETY-NINE DOLLARS NO CENTS

- NOTES:
1. All amounts and totals given in the Bid Schedule will be subject to verification by the Contractor. In case of variation between the unit cost and amount shown by bidder, the unit cost will be considered to be his/her bid.
 2. Acknowledge receipt of all Addenda. The cover sheet of each addendum issued is signed by the Contractor and attached herewith.
 3. The price bid shall include all State, Federal and other taxes applicable to the project and shall be a firm offer for a period of 45 days after the date of bid opening.
 4. The undersigned, under penalty of perjury, acknowledges that they are authorized by the bidding Contractor to submit a bid for said Contractor.
 5. Bid Items 2A is an Alternate Bid Item to be substituted for Bid Item 2, in the Total Alternative "A" Bid amount.
 6. * indicates bid item which may or may not be used.

BID SCHEDULE

Name of Bidder Dominguez General Engineering, Inc.

The undersigned, having examined the proposed Contract Documents, Plans and Specifications for the Burma Road Water Main Replacement Project, having visited the site and examined the conditions affecting the work, hereby proposes and agrees to furnish all labor, materials, equipment, and appliances, and to perform operations necessary to complete the work as required by said proposed Contract Documents. A list of materials that will be furnished by the Pico Water District for this project is included in Appendix A of these Specifications. All Pico Water District furnished materials will be located at the District Yard, and Contractor shall be responsible for all handling, pick-up and transportation to the project site for installation.

<u>BID SCHEDULE</u>					
BURMA ROAD WATER MAIN REPLACEMENT PROJECT BASE BID					
NO.	DESCRIPTION	QUANTITY	UNIT	UNIT PRICE	AMOUNT
1	Mobilization (5% Maximum)	1	LS	\$ 5,000.00	\$ 5,000.00
2	Install 8" D.I.P. Class 350 Waterline per PWD Std. Dwg. No. S-25 (Modified per Plan)	374	LF	\$ 95.00	\$ 35,530.00
3	Install 8" M.J. Class 350 Resilient Wedge Gate Valve with Valve Box and Cover Per PWD Std. Dwg. No. W-8	3	EA	\$ 800.00	\$ 2,400.00
4	Install 8" D.I.P. Class 350 Bend (Angle per Plan) (M.J. x M.J.) with Thrust Block per PWD Std. Dwg. No. W-17	3	EA	\$ 250.00	\$ 750.00
5	Install 8" DIP Class 350 Tee & Thrust Block per PWD Std. Dwg. No. W-17	1	EA	\$ 1,800.00	\$ 1,800.00
6	Install 8"X6" DIP Class 350 Tee & Thrust Block per PWD Std. Dwg. No. W-17	2	EA	\$ 1,000.00	\$ 2,000.00

BID SCHEDULE**BURMA ROAD WATER MAIN REPLACEMENT PROJECT
BASE BID (continued)**

NO.	DESCRIPTION	QUANTITY	UNIT	UNIT PRICE	AMOUNT
7	Install 6"X4" DIP Class 350 Reducer with Thrust Block per PWD Std. Dwg. No. W-17 & Join Ex. 4" Pipe with Adaptor	2	EA	\$ 700.00	\$ 1,400.00
8	Install 8"X6" DIP Class 350 Tee & Thrust Block per PWD Std. Dwg. No. W-17	2	EA	\$ 800.00	\$ 1,600.00
9	Install 6" M.J. Class 350 Resilient Wedge Gate Valve with Valve Box and Cover Per PWD Std. Dwg. No. W-8	2	EA	\$ 600.00	\$ 1,200.00
10	Remove Existing and Install New 1" Service & Meter Box and Connect to Existing Meter or to a New Meter (District Supplied) & Join Customer Service Line per PWD Std. Dwg. No. W-19	10	EA	\$ 750.00	\$ 7,500.00
11	Remove Existing and Install New 2" Service & Meter Box and Connect to Existing Meter or to a New Meter (District Supplied) & Join Customer Service Line per PWD Std. Dwg. No. W-20A	4	EA	\$ 1,375.00	\$ 5,500.00
12	Furnish & Install 4" Manifold Assembly per PWD Std. Dwg. No. W-38	1	EA	\$ 12,000.00	\$ 12,000.00
13	Remove Existing and Join Exist. 8" PVC Pipe with Adaptor per Detail A on Sheet 3	1	EA	\$ 4,000.00	\$ 4,000.00

BID SCHEDULE

**BURMA ROAD WATER MAIN REPLACEMENT PROJECT
BASE BID (continued)**

NO.	DESCRIPTION	QUANTITY	UNIT	UNIT PRICE	AMOUNT
14	Install Fire Hydrant per PWD Std. Dwg. No. W-10	1	EA	\$ 6,000.00	\$ 6,000.00
15	Furnish & Install 2" Blowoff Assembly per PWD Std. Dwg. No. W-13	2	EA	\$ 2,500.00	\$ 5,000.00
16	Furnish & Install Air/Vacuum Release Assembly per PWD Std. Dwg. No. W-14	2	EA	\$ 1,500.00	\$ 3,000.00
17	Abandon Existing Services, Water Main, Ex. Water Valves and Fire Hydrants within project limits (excludes alleys at 9045 & 9015 Burma Road) per PWD Requirements (See Sheet 2 of Plans)	1	LS	\$ 5,000.00	\$ 5,000.00
18	Traffic Control	1	LS	\$ 2,500.00	\$ 2,500.00
19	Pothole Existing Utilities	1	LS	\$ 2,500.00	\$ 2,500.00
20	Pressure Testing and Disinfection	1	LS	\$ 3,500.00	\$ 3,500.00

TOTAL BASE BID (in figures) \$ 108,180.00

TOTAL BASE BID (in words) ONE HUNDRED EIGHT THOUSAND

ONE HUNDRED EIGHTY DOLLARS NO CENTS

Alternative Bid Items: Contract award shall be to the lowest responsible bidder whose bid is the lowest TOTAL BASE BID amount. Should the Pico Water District authorize the inclusion of the Alternate "A" Bid Item, the amount of the contract award shall be specified as the Total Alternate "A" Bid Amount, exclusively at the discretion of the Pico Water District.

ALTERNATE "A" BID ITEM

BURMA ROAD WATER MAIN REPLACEMENT PROJECT

NO.	DESCRIPTION	QUANTITY	UNIT	UNIT PRICE	AMOUNT
-----	-------------	----------	------	------------	--------

ALTERNATE BID ITEM- In lieu of Bid Items 2 and 6

2A	Install 8" C-900 PVC Waterline per PWD Std. Dwg. No. S-25 (Modified per Plan)	374	LF	\$ 93.00	\$ 34,782.00
----	---	-----	----	----------	--------------

TOTAL ALTERNATE "A" BID – Including Bid Item 2A, and excluding Bid Item 2 (in Figures)

\$ 107,432.00

TOTAL ALTERNATE "A" BID – Including Bid Item 2A and excluding Bid Item 2 (in Words)

ONE HUNDRED SEVEN THOUSAND FOUR HUNDRED THIRTY

TWO DOLLARS NO CENTS.

S & J Supply Co., Inc.

Quotation

13105 FLORENCE AVE, SANTA FE SPRINGS, CA 90670

PH (562) 944-7433

FAX (562) 944-7224

CUST: BIDDING CUST

ATTN: BIDDING CUST

SPEC: PWD

JOB: BURMA ROAD

SITE: BURMA ROAD

QUOTE #

DATE: 3/26/2021

BID DATE:

EXPIRES: 30 DAYS

BID TIME: 2PM

TOTAL PAGES: 2

DESCRIPTION	QNTY	UM	PRICE	TOTAL
BID ITEM # 2				
8" CLASS 200 PVC	374	FT	\$ 13.88	\$ 5,191.12
GALLON OF METAL GUARD	1	EA	\$ 75.00	\$ 75.00
10 MIL TAPE	12	EA	\$ 5.00	\$ 60.00
20" POLYWRAP	1	EA	\$ 120.00	\$ 120.00
				\$ 5,446.12
BID ITEM # 3				
8" MJ RW GV	2	EA	\$ 951.20	\$ 1,902.40
8" MJ X FLG RW GV	1	EA	\$ 933.38	\$ 933.38
VALVE CAN ASSY	3	EA	\$ 110.00	\$ 330.00
8" MEGA LUG F/PVC	5	EA	\$ 65.00	\$ 325.00
8" BN&G SET B8M	1	EA	\$ 55.00	\$ 55.00
				\$ 3,545.78
BID ITEM # 4				
8" MJ 45 BEND	2	EA	\$ 82.80	\$ 165.60
8" MJ 22 BEND	1	EA	\$ 80.80	\$ 80.80
8" MEGA LUG F/ PVC	6	EA	\$ 65.00	\$ 390.00
				\$ 636.40
BID ITEM # 5				
8" MJ X FLG TEE	1	EA	\$ 169.86	\$ 169.86
8" FLEX COUPLING	2	EA	\$ 334.23	\$ 668.46
8" MEGA LUG F/PVC	2	EA	\$ 65.00	\$ 130.00
				\$ 968.32
BID ITEM # 6				
6" PVC DR 14	669	FT	\$ 8.07	\$ 5,398.83
20" POLYWRAP	2	EA	\$ 120.00	\$ 240.00
				\$ 5,638.83
BID ITEM # 7				
8" X 6" MJ X FLG TEE	2	EA	\$ 133.00	\$ 266.00
8" MEGA LUG F/PVC	4	EA	\$ 65.00	\$ 260.00
				\$ 526.00
BID ITEM # 8				
6" MJ X FLG RW	2	EA	\$ 597.31	\$ 1,194.62
6" MEGA LUG F/PVC	2	EA	\$ 49.00	\$ 98.00
6" BN&G SET S.S B8M	2	EA	\$ 54.00	\$ 108.00
VALVE BOX ASSY	2	EA	\$ 110.00	\$ 220.00
				\$ 1,620.62

BID ITEM # 9

8" X 1" DS BRZ SADDLE	6	EA	\$	125.25	\$	751.50
6" X 1" DS BRZ SADDLE	12	EA	\$	101.17	\$	1,214.04
4" x 1" DS BRZ SADDLE	2	EA	\$	86.00	\$	172.00
4" X 2" COMPANION FLG	2	EA	\$	39.00	\$	78.00
4" BN&G SET S.S B8M	2	EA	\$	39.00	\$	78.00
2" X 12" BRASS NIPPLE	2	EA	\$	55.00	\$	110.00
2" BRASS 90 BEND	2	EA	\$	32.00	\$	64.00
2" X 1" BRASS HEX BUSHING	2	EA	\$	22.50	\$	45.00
1" MIP X COMP ADAPTER	2	EA	\$	17.00	\$	34.00
1" IP X SG BALL CORP	20	EA	\$	58.25	\$	1,165.00
1" MUNICIPEX CTS PIPE	300	FT	\$	2.10	\$	630.00
1" PLASTIC INSERTS	42	EA	\$	2.25	\$	94.50
1" BALL AMS SG	22	EA	\$	108.00	\$	2,376.00
J&R METER BOX 5-1/4	22	EA	\$	136.69	\$	3,007.18
3/4" X 2-1/2" METER TAIL	22	EA	\$	19.00	\$	418.00
3/4" SG MALE ADAPTER	22	EA	\$	20.98	\$	461.56
3/4" FIP X FIP BALL VALVE	22	EA	\$	64.00	\$	1,408.00
3/4" SG COUPLING	22	EA	\$	17.85	\$	392.70
1" X 3/4" METER BUSHING	22	EA	\$	12.99	\$	285.78
					\$	12,785.26

BID ITEM # 10

8" X 2" DS BRZ SADDLE	4	EA	\$	143.70	\$	574.80
2" SG BALL CORP	4	EA	\$	220.00	\$	880.00
2" TYPE K SOFT COPPER	100	FT	\$	19.50	\$	1,950.00
2" SG COMP 90 BEND	4	EA	\$	185.48	\$	741.92
2" BALL SG AMS	4	EA	\$	286.59	\$	1,146.36
2" BRASS METER FLG	4	EA	\$	55.00	\$	220.00
2" METER BN&G SET	8	EA	\$	10.99	\$	87.92
J&R # 6 METER BOX	4	EA	\$	185.00	\$	740.00
2" MIP X SG COMP ADAPTER	4	EA	\$	67.00	\$	268.00
2" SG REPAIR COUPLING	4	EA	\$	88.68	\$	354.72
					\$	6,963.72

BID ITEM # 11

8" X 4" MJ X FLG TEE	1	EA	\$	129.00	\$	129.00
4" MJ X FLG RW GV	1	EA	\$	515.00	\$	515.00
8" MEGA LUG F/PVC	2	EA	\$	65.00	\$	130.00
VALVE BOX ASSY	1	EA	\$	110.00	\$	110.00
4" DR14 PVC	40	FT	\$	4.32	\$	172.80
4" MJ TEE	1	EA	\$	53.25	\$	53.25
4" MJ X FLG ADAPTER	2	EA	\$	39.00	\$	78.00
4" MEGA LUG F/PVC	6	EA	\$	39.00	\$	234.00
4" BN&G SET B8M	1	EA	\$	39.00	\$	39.00
					\$	1,461.05

BID ITEM # 12

8" MJ LONG SLEEVE	1	EA	\$	98.00	\$	98.00
8" MEGA LUG F/PVC	2	EA	\$	65.00	\$	130.00
					\$	228.00

BID ITEM # 13

6" MJ X FLG TEE	2	EA	\$	111.00	\$	222.00
6" MEGA LUG F/PVC	8	EA	\$	49.00	\$	392.00
6" MJ X FLG RW GV	2	EA	\$	597.31	\$	1,194.62
VALVE BOX ASSY	2	EA	\$	110.00	\$	220.00
6" DR 14 PVC PIPE	20	FT	\$	8.07	\$	161.40
6" X 48" MJ BURY	2	EA	\$	285.00	\$	570.00
J6000 BREAK CHECK	2	EA	\$	1,559.12	\$	3,118.24
6" B8M BN&G SET B8M	4	EA	\$	54.00	\$	216.00
6" BN&G SET S.S SOLID	2	EA	\$	26.00	\$	52.00
6" BN&G SET S.S B/O	2	EA	\$	28.00	\$	56.00
JONES 4040 FH 8H	2	EA	\$	1,705.65	\$	3,411.30
					\$	9,613.56

BID ITEM # 14

NOT SHOWN ON PLANS

8" X 2" DS BRZ SADDLE	2 EA	\$ 143.70	\$	287.40
2" MIP X SG 90	2 EA	\$ 108.00	\$	216.00
2" TYPE K SOFT COPPER	20 FT	\$ 19.50	\$	390.00
2" SG X SG COMP 90	2 EA	\$ 185.32	\$	370.64
2" FIP X SG ADAPTER	2 EA	\$ 69.80	\$	139.60
2" X CLOSE BRASS NIPPLE	4 EA	\$ 12.00	\$	48.00
2" FIP BALL VALVE	2 EA	\$ 229.00	\$	458.00
2" SCH 40 PVC CAP	2 EA	\$ 3.50	\$	7.00
EISEL 437 METER BOX W/LID	2 EA	\$ 50.00	\$	100.00
			\$	2,016.64

BID ITEM # 15

8" X 1" DS BRZ SADDLE	2 EA	\$ 125.25	\$	250.50
1" SG X IP BALL CORP	2 EA	\$ 58.25	\$	116.50
1" TYPE K SOFT COPPER	40 FT	\$ 6.18	\$	247.20
1" SG BALL AMS	2 EA	\$ 108.00	\$	216.00
1" X 3/4" MUELLER BUSHING	2 EA	\$ 15.00	\$	30.00
1" MIP X SG ADAPTER	2 EA	\$ 19.50	\$	39.00
1" FIP X SG 90 BEND	2 EA	\$ 32.54	\$	65.08
J&R POLYMER 4-1/2 METER BOX W/2PC COVER	2 EA	\$ 107.00	\$	214.00
1" X 6" BRASS NIPPLE	2 EA	\$ 10.00	\$	20.00
1" BRASS COUPLING	2 EA	\$ 6.00	\$	12.00
1" X 12" BRASS NIPPLE	2 EA	\$ 16.25	\$	32.50
1" APCO 143C	2 EA	\$ 420.00	\$	840.00
1" ST 90 GALV	2 EA	\$ 3.90	\$	7.80
1" MIP BUG SCREEN	2 EA	\$ 16.25	\$	32.51
AIR VAC CAN ARMORCAST	2 EA	\$ 290.00	\$	580.00
			\$	2,703.09

BID ITEM # 17

6" MJ 45 BEND	1 EA	\$ 53.96	\$	53.96
6" MEGA LUG F/PVC	2 EA	\$ 49.00	\$	98.00
			\$	151.96

	SUB TOTAL	\$	54,305.35
<u>Rate Look-up</u>	TAX	10.25%	\$ 5,566.30
	TOTAL	\$	59,871.64

Mark Material Quote:

	S & J	Famcon	Western
Burma Rd. - PVC	\$ 59,871.64	N/A	\$ 78,091.95
Stephens St. - PVC	\$ 84,409.18	N/A	\$ 81,777.07
Total:	\$ 144,280.82	\$ -	\$ 159,869.02