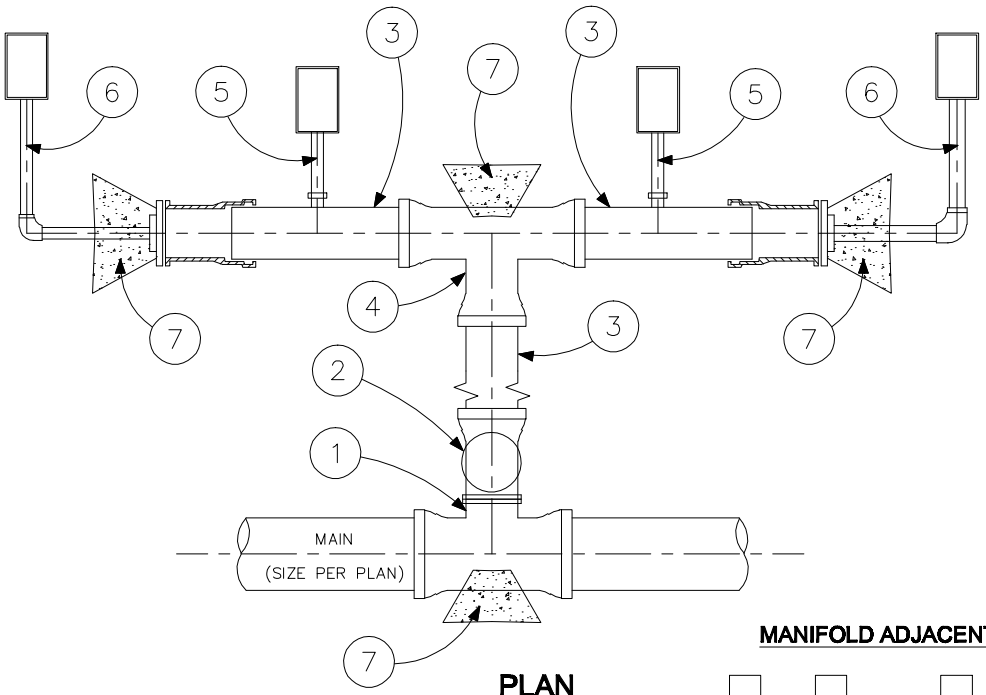

PLAN

MANIFOLD ADJACENT TO SIDEWALK

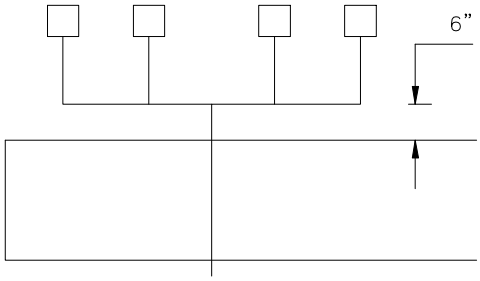

MANIFOLD ADJACENT TO CURB

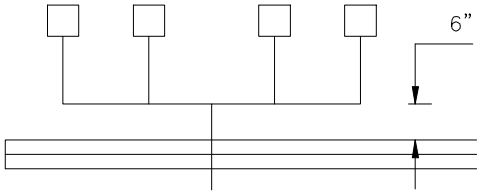

MATERIALS

1. D.I. TEE, BELL X BELL X FLG.
2. 4" FLG. X BELL VALVE
3. 4" D.I. PIPE
4. D.I. TEE, BELL X BELL X BELL (SHORT BODY MAY BE USED)
5. 1" SERVICE INSTALLATION – SEE PWD STD. DWG. W–19
6. END OF LINE SERVICE INSTALLATION – D.I. SPOOL, P.O. X FLG (SIZE AS REQUIRED) WITH RIGID P.V.C. REDUCING BUSHING (2"X1½"), 2" BRASS NIPPLE, 2" BRASS 90° ELBOW, AND 2" M.I.P. X SWEAT COPPER ADAPTOR TO 1" COPPER SERVICE PER PWD STD. DWG. W–19.
7. THRUST BLOCK – SEE PWD STD DWG. W–17

PICO WATER DISTRICT

MANIFOLD ASSEMBLY FOR 4 TO 10 1-INCH SERVICES

APP. mjgrajeda

MARK J. GRAJEDA
GENERAL MANAGER

STANDARD DRAWING NUMBER

W-38

DATE: SEPT 2008